

SIGN	DATE	DESCRIPTION	APPROVER

THIS IS CAD DRAWING, DO NOT REVISE MANUALLY!!!

Material

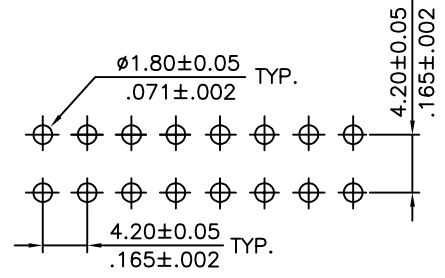
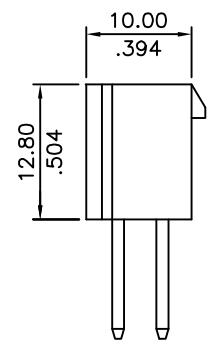
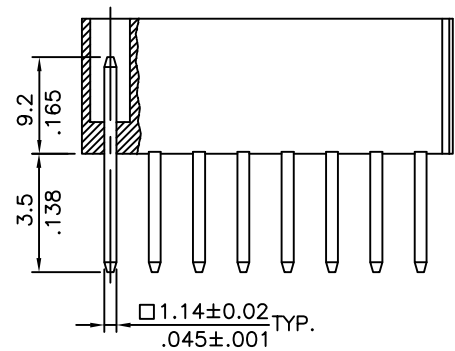
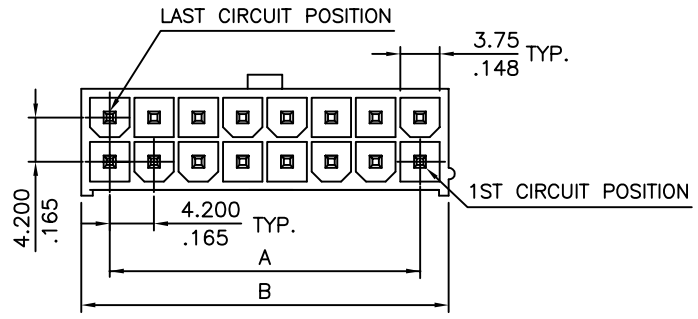
- Body: Nylon 66
- Color: Natural
- Contacts: Brass
- Plating: Tin over Nickel
- other options available, MOQ may be required

Electrical

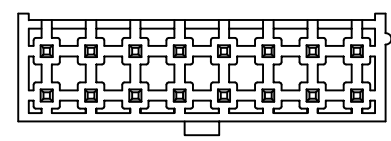
- Current: 9A max
- Voltage: 600V AC(r.m.s.)
- Dielectric Withstanding: 1500 VAC for one minute
- Insulation Resistance: >1000 MΩ
- Contact Resistance: <10 mΩ
- Operating Temperature: -25°C ~ +85°C

RoHS Compliant

Circuits	Dimension	
	A	B
02		5.5(.217)
04	4.2(.165)	9.7(.382)
06	8.4(.331)	13.9(.547)
08	12.6(.496)	18.1(.713)
10	16.8(.661)	22.3(.878)
12	21.0(.827)	26.5(1.043)
14	25.2(.992)	30.7(1.209)
16	29.4(1.157)	34.9(1.374)
18	33.6(1.322)	39.1(1.539)
20	37.8(1.487)	43.3(1.705)
22	42.0(1.652)	47.5(1.870)
24	46.2(1.817)	51.7(2.035)



Recommended P.C. Board Layout



THESE DRAWINGS AND SPECIFICATIONS ARE THE PROPERTY OF ON-SHORE TECHNOLOGY, INC. AND SHALL NOT BE REPRODUCED, COPIED OR USED IN ANY MANNER WITHOUT THE PRIOR WRITTEN CONSENT OF ON-SHORE TECHNOLOGY, INC.



TITLE	420B2V Series - 4.2mm, latch'n lock series, square pin, dual row housing, vertical		
PART NO.	420B2VXX40	XX - circuits	DWG NO. 420B2VXX40.DWG
APPROVED	CHECKED	DESIGNED	DRAWN
Shi Jun 2007.07.06	Marvin 2007.07.06	Marvin 2007.07.06	Marvin 2007.07.06
			4050
			Tolerance
			UNIT: mm/inches
			SCALE: NONE
			X.X ±0.38/.015
			X.XX ±0.25/.010
			X.XXX ±0.10/.004
			X* ±1°
SHEET: 01/01			REV: A